

# NT73-3L



19.5×15.8×15.0

UL US 160644

### Features

- Superminiature, High power.
- Low coil power consumption.
- PC board mounting.
- Suitable for household appliances, automation system, electronic equipment, instrument and meter, communication facilities and remote control facilities.

### Ordering Information

**NT73-3L** **C** **S** **20** **DC12V** **0.36** **F**

1 2 3 4 5 6 7

1 Part number: NT73-3L  
 2 Contact arrangement: A:1A; B:1B; C:1C  
 3 Enclosure: S: Sealed type; D: Dust cover  
 4 Contact current: 5:5A; 7:7A; 10:10A  
 5 Coil rated voltage(V): DC:3,5,6,9,12,18,24,36,48  
 6 Coil power consumption: 0.36:0.36W; 0.45:0.45W; 0.6:0.6W  
 7 Resistance heat Class: NIL:130°C; F:155°C

### Contact Data

Contact Arrangement	1A (SPSTNO) 、1B (SPSTNC) 、1C (SPDT(B-M))		
Contact Material	AgCdO AgSnO <sub>2</sub>		
Contact Rating (resistive)	NO:5A,10A/250VAC NC:5A, 7A/250VAC		
Max. Switching Power	2500VA		
Max. Switching Voltage	250VAC	Max. Switching Current:10A	
Contact Resistance or Voltage drop	≤100mΩ	Item 4.12 of IEC 61810-7	
Operational life	Electrical	10 <sup>6</sup> , 5×10 <sup>4</sup> (1C)	Item 4.30 of IEC 61810-7
	Mechanical	10 <sup>7</sup>	Item 4.31 of IEC 61810-7

### Coil Parameter

Dash numbers	Coil voltage VDC		Coil resistance Ω ±10%	Pickup voltage VDC(max) (75%of rated voltage)	release voltage VDC(min) (5%or 10%of rated voltage)	Coil power consumption W	Operate Time ms	Release Time ms			
	Rated	Max.									
003-360	3	3.9	25	2.25	0.15	0.36	<15	<10			
005-360	5	6.5	69	3.75	0.25						
006-360	6	7.8	100	4.50	0.30						
009-360	9	11.7	225	6.75	0.45						
012-360	12	15.6	400	9.00	0.6						
018-360	18	23.4	900	13.5	0.9						
024-360	24	31.2	1600	18.0	1.2						
036-360	36	46.8	3600	27.0	1.8						
048-360	48	62.4	6400	36.0	2.4						
003-450	3	3.9	20	2.25	0.3	0.45	<15	<10			
005-450	5	6.5	55.6	3.75	0.5						
006-450	6	7.8	80	4.50	0.6						
009-450	9	11.7	180	6.75	0.9						
012-450	12	15.6	320	9.00	1.2						
024-450	24	31.2	1280	18.0	2.4						
048-450	48	62.4	5120	36.0	4.8						
003-600	3	3.9	15	2.25	0.3				0.60	<15	<10
005-600	5	6.5	42	3.75	0.5						
006-600	6	7.8	60	4.50	0.6						
009-600	9	11.7	135	6.75	0.9						
012-600	12	15.6	240	9.00	1.2						
024-600	24	31.2	960	18.0	2.4						
048-600	48	62.4	3840	36.0	4.8						

**CAUTION:** 1.The use of any coil voltage less than the rated coil voltage will compromise the operation of the relay.  
 2.Pickup and release voltage are for test purposes only and are not to be used as design criteria.

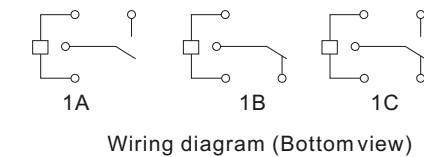
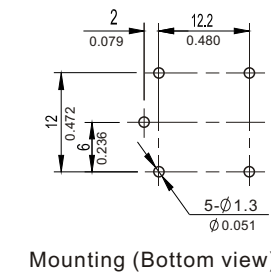
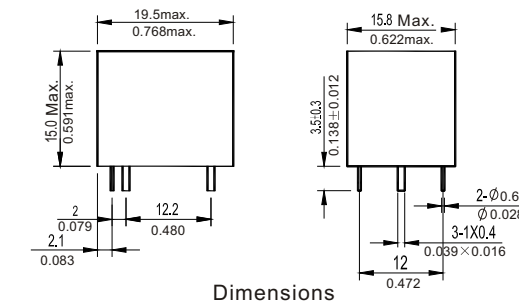
### Operation condition

Insulation Resistance	250MΩ min (at 500VDC)	Item 7 of IEC 61810-5
Dielectric Strength	50Hz 1500V	Item 6 of IEC 61810-5
Between contacts	50Hz 2500V Surge Voltage:4kV	Item 6 of IEC 61810-5
Between contact and coil		
Shock resistance	100m/s <sup>2</sup> 11ms	IEC68-2-27 Test Ea
Vibration resistance	10~55Hz double amplitude 1.0mm	IEC68-2-6 Test Fc
Terminals strength	5N	IEC68-2-21 Test Ua1
Solderability	235°C ±2°C 3±0.5s	IEC68-2-20 Test Ta method 1
Ambient Temperature	-40°C~85°C	
Relative Humidity	93% (at 40°C)	IEC68-2-3 Test Ca
Mass	10g	

### Safety approvals

Safety approval	UL&CUR
Load	NO:5A,10A/250VAC NC:5A,7A/250VAC

### Dimensions



NOTES 1).Dimensions are in millimeters.  
 2).Inch equivalents are given for general information only.

### Reference Data

